

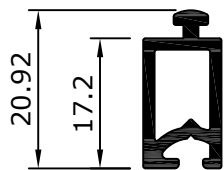
# Section Drawings



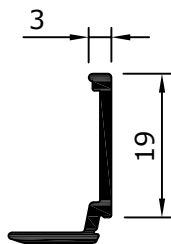
**System 25 Hi/Hi+**

LIFT AND SLIDE DOOR

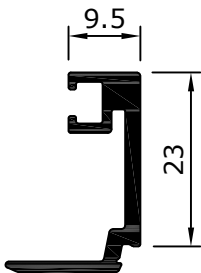
2T 3T



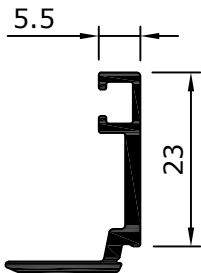
**HR50116**  
17mm ADAPTOR PROFILE



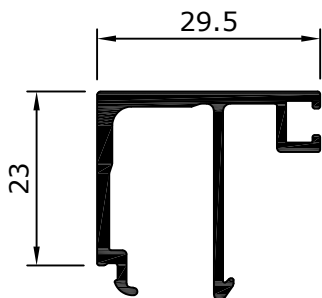
**SL017**  
GLAZING BEAD



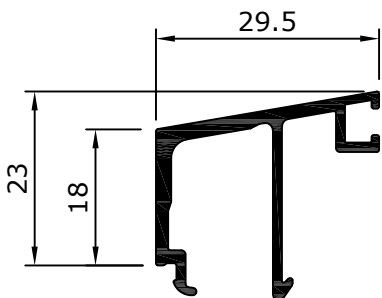
**SL133**  
GLAZING BEAD



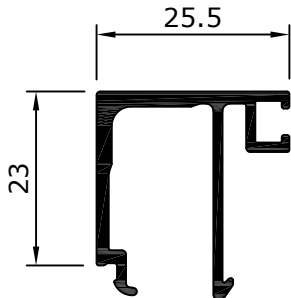
**SL134**  
GLAZING BEAD



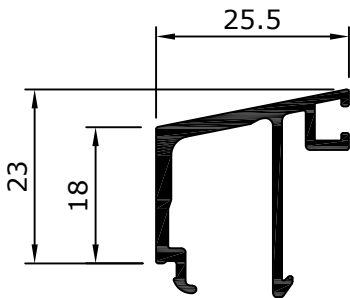
**628**  
SQUARE GLAZING BEAD



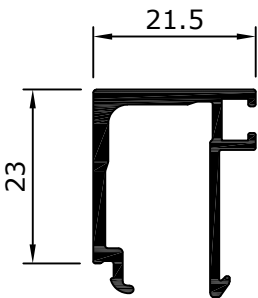
**623**  
RAKED GLAZING BEAD



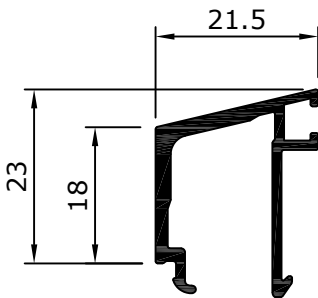
**634**  
SQUARE GLAZING BEAD



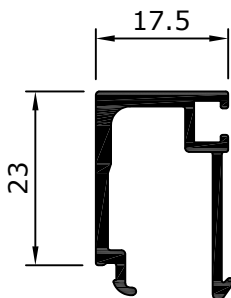
**635**  
RAKED GLAZING BEAD



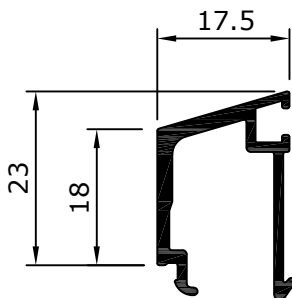
**636**  
SQUARE GLAZING BEAD



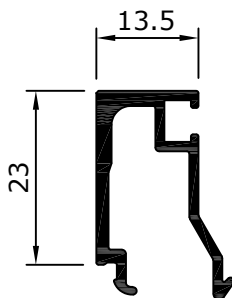
**644**  
RAKED GLAZING BEAD



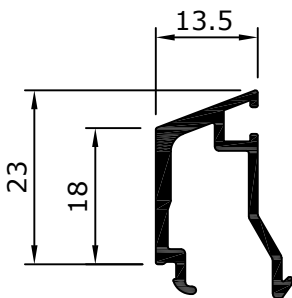
**645**  
SQUARE GLAZING BEAD



**646**  
RAKED GLAZING BEAD



**653**  
SQUARE GLAZING BEAD



**654**  
RAKED GLAZING BEAD

Scale 1:1

© METAL TECHNOLOGY LIMITED. This data sheet is issued subject to the condition that it shall not be reproduced without the consent of Metal Technology in writing. 10/02

SHEET 25Hi / 1 / 40  
rev 2 16/02/21